

VX Series

Energy Management Thermostat

Model: VX-TRGEMUA

With optional Remote Management

- The easy-to-use thermostat achieves unparalleled energy savings without compromising guest comfort.
- Can be installed quickly and easily with or without wires.
- An auxiliary output allows for integration with make-up air units, lighting, and other devices.
- An integrated occupancy sensor closes the motorized make-up air vent when rooms are unoccupied.
- Optional Remote Management (Part#: VX-TRGEMUAXMF) Includes:
 - 24/7 control over thermostat settings from any internet connected device.
 - Real-time guestroom occupancy, temperature, and humidity data.
 - Customized alerts and notifications to address inefficient or defective HVAC equipment.
 - Powerful user management to provide different access permissions to property staff.

The Verdant VX Series Thermostat delivers unprecedented energy savings without compromising guest comfort by reducing HVAC runtimes when rooms are unoccupied.


Energy saving presets eliminate guesswork and make it easy to adjust the energy saving settings.

A patented "Night Occupancy" feature ensures comfort while guests are sleeping.

Built-in wireless mesh-networking enables optional remote management features.

Fully configurable settings allow for customization of energy savings to fit any situation.

- **Temperature Setback** automatically adjusts the temperature when rooms are unoccupied to save energy.
- **Temperature Recovery** allows for setting a maximum time permitted for establishing a comfortable room temperature.
- **Setback Optimization** monitors the temperature recovery rate and optimizes setback temperatures.
- **Setback Limits** control the maximum and minimum room temperature when a room is in setback mode.
- **Set Point Limits** prevent guests from setting the room temperature to extreme, energy-wasting levels.



Control Card Installation - Wiring Table

Wiring Table - 24V AC

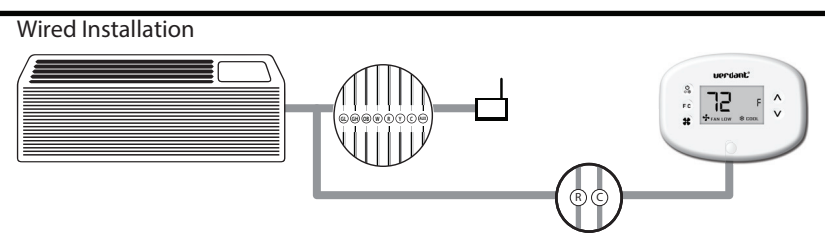
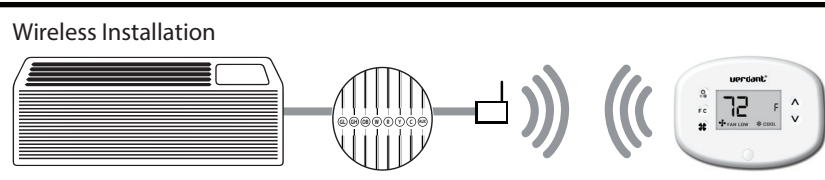
Wire Color	Terminal Letter	Terminal Connection
BLACK	C	COMMON
RED	R	24V
YELLOW	Y	COMPRESSOR
WHITE	W	HEAT
ORANGE	O OR B	REVERSE VALVE
GREEN	GH	FAN HIGH
PURPLE	GL	FAN LOW
BROWN	AUX	OCCUPANCY OUT

Optional Wired Thermostat Installation

Wiring Table - 24V AC

Wire Color	Terminal Letter	Terminal Connection
BLACK	C	COMMON
RED	R	24V

	Thermostat	Wireless Control Card
Case Dimensions (Imperial)	4.02 x 5.51" x 0.93"	3.875" x 2.125" x 0.75"
Case Dimensions (Metric)	102mm x 140mm x 23.5mm	98mm x 54mm x 19mm
Screen Dimensions (Imperial)	3.63" x 2.13"	N/A
Screen Dimensions (Metric)	92mm x 54mm	N/A
Operating Voltage	3V DC - 2 "AA" Cell Batteries	24V AC/DC (HVAC Unit)
Control Outputs		Fan High (GH)
		Fan Low (GL)
		Compressor (Y)
		Heat Pump (OB)
		Heat (W)
		Occupancy Out (Aux)
Occupancy Sensor Beam Width	±47° [94°]	N/A
Wireless Frequency	902-928MHz	902-928MHz
Temperature Accuracy	±1°F	N/A
FCC ID	XEYWX	XEYV8ACCC
IC	8410A-WX	8410A-V8ACCC



FCC THIS DEVICE COMPLIES WITH PART 15 OF THE FCC RULES. OPERATION IS SUBJECT TO THE FOLLOWING TWO CONDITIONS: (1) THIS DEVICE MAY NOT CAUSE HARMFUL INTERFERENCE, AND (2) THIS DEVICE MUST ACCEPT ANY INTERFERENCE RECEIVED, INCLUDING INTERFERENCE THAT MAY CAUSE UNDESIRE OPERATION.

PURSUANT TO PART 15.21 OF THE FCC RULES, ANY CHANGES OR MODIFICATIONS TO THIS EQUIPMENT NOT EXPRESSLY APPROVED BY VERDANT ENVIRONMENTAL TECHNOLOGIES, INC. MAY VOID VOID THE USER'S AUTHORITY TO OPERATE THE EQUIPMENT.

US PATENTS: 8,369,994; 8,141,791; 7,918,406; 7,841,542; 7,838,803; RE40,437; 7,232,075; 7,185,825; 7,156,318; 7,152,806; 7,145,110; 7,058,477; 7,050,026; 7,028,912; 6,902,117; 6,789,739; 6,786,421; 6,619,555; 6,581,846; 6,578,770; CANADIAN PATENTS: CA2615065; CA2633113; CA2633121; CA2633200; OTHER PATENTS PENDING.

Verdant Environmental Technologies, Inc. reserves the right to make changes, without notice, in design or components as progress in engineering and manufacturing methods may warrant. Product appearance may vary.
© Verdant Environmental Technologies, Inc. 2017